



Environmental Categories & Warranty Guide

TRANSFORMING YOUR ENVIRONMENT

Made to stand the test of time

In New Zealand we can face some harsh environmental conditions. To maximise the life of your COLORSTEEL® products and maintain the warranty, some simple maintenance is required. The following maintenance practices will help to ensure the long-term performance, durability and aesthetic appeal of your COLORSTEEL®.

Helping your steel roofing & cladding last longer

All roofing and cladding products are subject to the cumulative effects of weather. Regular washing of steel products increases their durability by limiting attack from airborne salts, pollutants and other build up. Normal rain washing will remove most contaminants from roofs.

Wall cladding requires manual washing to prevent build-up of contaminants that aren't removed by rain washing.

Other areas that do not receive adequate rain washing (known as unwashed areas) require more extensive manual washing. These areas include soffits, undersides of gutters, fascias, and sheltered areas of garage doors as well as any external objects such as air conditioning units, television aerials, flues and solar panels.

Washing your steel roofing & cladding

Roofing and wall cladding products may be manually washed by either water and a sponge, a soft nylon-bristled brush or by water blasting at pressures of no more than 20MPa.

Special Environments

In New Zealand there are areas where local conditions create an increased likelihood of corrosion. Special consideration should be given to material selection in these areas. If you think your project may experience one of the following environments, please contact New Zealand Steel, or your supplier, for advice about the best COLORSTEEL® product to use.

GEOTHERMAL AREAS

Sulphuric compounds associated with geothermal activity creates a corrosive environment. Variations in natural activity or draw-off from steam bores plus the effects of weather conditions make the high-risk areas hard to define.

HIGH HUMIDITY INTERNAL ENVIRONMENTS

Processing plants and enclosed swimming pools can create an environment with high humidity which requires special consideration for material selection and maintenance.






HARSH INTERNAL ENVIRONMENTS

Some commercial or agricultural applications may create internal environments in which the build-up of pollutants or fumes is a potential source of corrosion. Sheds for intensive animal farming can create a particularly aggressive internal environment.

INDUSTRIAL ENVIRONMENTS

Environments close to corrosive industrial emissions that may be subject to heavy fallout require extra consideration.



<p>New Zealand has a wide range of environmental conditions.</p>	<p>MILD</p> <p>Distance from coast: East 5km + West 5km +</p> 	<p>MODERATE</p> <p>Distance from coast: East 500m-5km West 1-5km</p> 	<p>SEVERE</p> <p>Distance from coast: East 100-500m West 500m-1km</p> 	<p>VERY SEVERE</p> <p>Distance from coast: East 25-100m West 50-500m</p> 	<p>EXTREMELY SEVERE</p> <p>Distance from coast: East 0-25m West 0-50m</p> 
<p>This chart is intended as a guide only. Design, position and other factors can influence which product is recommended. Please contact COLORSTEEL® or your supplier for further advice on the best COLORSTEEL® product to use. Warranty queries can be sent to warranty@colorsteel.co.nz</p> <p>■ Eligible for a warranty. ■ Not eligible for a warranty.</p> <p>¹ Against perforation as a result of corrosion. ² Covering the paint surface against flaking, peeling and excessive fade.</p>	<p>Typically starts 5 kilometres (depending on your location) from breaking surf such as is found on exposed coasts or greater than 1 kilometre from calm saltwater such as estuaries. Mild environments categorise the majority of New Zealand and are characterised by:</p> <ul style="list-style-type: none"> • No salt deposits. • No smell of salt in the air. 	<p>Typically starts 500 – 1000 metres (depending on your location) from breaking surf such as is found on exposed coasts or in the immediate vicinity of calm saltwater such as estuaries. Moderate environments are characterised by:</p> <ul style="list-style-type: none"> • Little or no salt deposits. • The occasional smell of salt in the air. 	<p>Typically starts 100 – 500 metres (depending on your location) from breaking surf such as is found on exposed coasts, characterised by:</p> <ul style="list-style-type: none"> • Light salt deposits. • A frequent smell of salt in the air. • In the immediate vicinity of large expanses of calm salt water such as harbour foreshores. <p><i>This environment may be extended inland by prevailing winds & local conditions.</i></p>	<p>Typically starts 25 metres from the high-water mark on the east coast and 50 metres from the high-water mark on the west coast, characterised by:</p> <ul style="list-style-type: none"> • Heavy salt deposits. • The almost constant smell of salt spray in the air. • Close to breaking surf such as is found on exposed coasts. <p><i>For anything within 100 metres of a salt water body, please contact COLORSTEEL® for confirmation of your warranty. This environment may be extended inland by prevailing winds & local conditions.</i></p>	<p>The environment typically starts 0 metres from the high-water line on both coasts with the following conditions:</p> <ul style="list-style-type: none"> • Very heavy salt deposits. • Constant smell of salt spray in the air. • Immediate vicinity of breaking surf and offshore construction such as on jetties, wharfs or breakwaters. <p><i>For anything within 100 metres of a salt water body, please contact COLORSTEEL® for confirmation of your warranty. This environment may be extended inland by prevailing winds & local conditions.</i></p>

			ROOFING	WALL CLADDING	ACCESSORIES	ROOFING	WALL CLADDING	ACCESSORIES	ROOFING	WALL CLADDING	ACCESSORIES	ROOFING	WALL CLADDING	ACCESSORIES	ROOFING	WALL CLADDING	ACCESSORIES
<p>MAXAM™</p> <p>Superior protection for Mild inland environments to Very Severe coastal environments.</p>	WARRANTY	PERFORATION ¹	50 YEARS	30 YEARS	15 YEARS	40 YEARS	25 YEARS	15 YEARS	30 YEARS	20 YEARS	15 YEARS	20 YEARS	20 YEARS	15 YEARS	Not recommended in this environment		
		PAINT ²	18 YEARS	15 YEARS	10 YEARS	18 YEARS	15 YEARS	10 YEARS	15 YEARS	15 YEARS	10 YEARS	15 YEARS	15 YEARS	10 YEARS			
	MAINTENANCE	Rain washing	Manual washing every year	Manual washing every 6 months	Rain washing	Manual washing every year	Manual washing every 6 months	Rain washing	Manual washing every 6 months	Manual washing every 3 months	Rain washing	Manual washing every 3 months	Manual washing every month				
<p>ALTIMATE®</p> <p>Ultimate protection for Extremely Severe marine and breaking surf environments</p>	WARRANTY	PERFORATION ¹	50 YEARS	30 YEARS	15 YEARS	40 YEARS	25 YEARS	15 YEARS	30 YEARS	25 YEARS	15 YEARS	30 YEARS	25 YEARS	15 YEARS	25 YEARS	20 YEARS	15 YEARS
		PAINT ²	18 YEARS	15 YEARS	10 YEARS	18 YEARS	15 YEARS	10 YEARS	15 YEARS	15 YEARS	10 YEARS	15 YEARS	15 YEARS	10 YEARS	15 YEARS	15 YEARS	10 YEARS
	MAINTENANCE	Rain washing	Manual washing every year	Manual washing every 6 months	Rain washing	Manual washing every year	Manual washing every 6 months	Rain washing	Manual washing every 6 months	Manual washing every 3 months	Rain washing	Manual washing every 3 months	Manual washing every month	Rain washing	Manual washing every 3 months	Manual washing every month	



NOTE: Buyers and users of New Zealand Steel Limited products and services must make their own assessment of the products for their own conditions. All queries regarding product specification, purpose or application should be directed to New Zealand Steel Limited, phone 0800 697 833. New Zealand Steel Limited reserves the right to modify products, techniques, equipment and statements to reflect improvements in the manufacture and application of its products. The information contained in this brochure is accurate as at June 2024 and supplied without prejudice to New Zealand Steel Limited's standard terms and conditions of sale. In the event of conflict between this information and the standard terms and conditions, the standard terms and conditions prevail. COLORSTEEL®, Maxam®, Altimate® and Dridex® are registered trademarks of New Zealand Steel Limited. Copyright© New Zealand Steel Limited, June 2024. 957639

COLORSTEEL.CO.NZ

